



Technical Application Guide For
Surface Mounted LED Downlight
DL115A-8-25W / DL115A-8-25W-D
DL115B-8-25W / DL115B-8-25W-D

Introduction



DL115A



DL115B

DL115 is a simple design in appearance. The excellent thermal management is achieved by integrated reflector and superior aluminum material. The reflector in anodizing finish provides much better performance on ageing, yellowing and corroding resistance than those in normal plating finish. Different beam angles are available in various reflectors. 3 UGR levels (19, 22, 25) are optional for multiple applications. This fitting can be dimmable with IP54 rating at room side.

- Up to 70% energy saving compared to standard CFL
- Long lifetime of 50,000 hours
- Dimmable when using triac dimmer
- 60°/90° wide beam angle
- CCT: 3000K 4000K 5000K 5700K
- No UV/IR light
- Environment friendly, without Mercury or any other hazardous substances

Application notes


- IP54 for indoor use only
- Professional electrician for installation only
- Switch off before installation
- Do not touch when in use
- Keep away from hot steam and corrosive gas

Application Areas

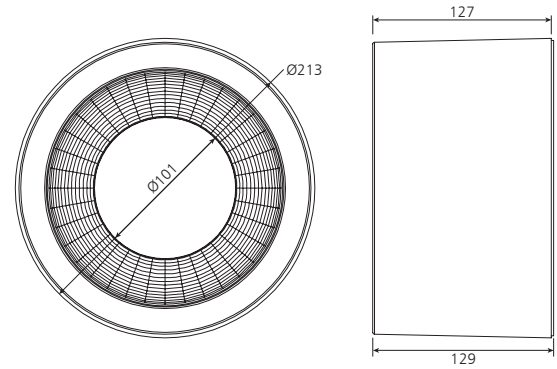
It is designed for general lighting applications in hotel, home, office, shop etc. It is also widely used for public areas such as stairway, lobby, reception, corridors etc.

Certificate

CE RoHS SAA



Product Information



Technical Specifications

Model	Voltage	Power	Power Factor	Lumen (±5%)	CCT	Beam angle	UGR	Lifespan	CRI	Dimmable	Dimension
DL115A-8-25W DL115B-8-25W	AC100-277V	25W	≥0.9	2450	3000K	90°	—	50000h	≥80	No	Ø213*129mm
				2930	4000K						
				2850	5000K						
				2880	5700K						
DL115A-8-25W-D DL115B-8-25W-D	AC230V	25W	≥0.9	2330	3000K	90°	—	50000h	≥80	Yes	Ø213*129mm
				2800	4000K						
				2700	5000K						
				2730	5700K						
DL115B-8-25W	AC100-277V	25W	≥0.9	2500	3000K	60°	≤22	50000h	≥80	No	Ø213*129mm
				2850	4000K						
				2800	5000K						
				2750	5700K						
DL115B-8-25W-D	AC230V	25W	≥0.9	2450	3000K	60°	≤22	50000h	≥80	Yes	Ø213*129mm
				2780	4000K						
				2680	5000K						
				2630	5700K						

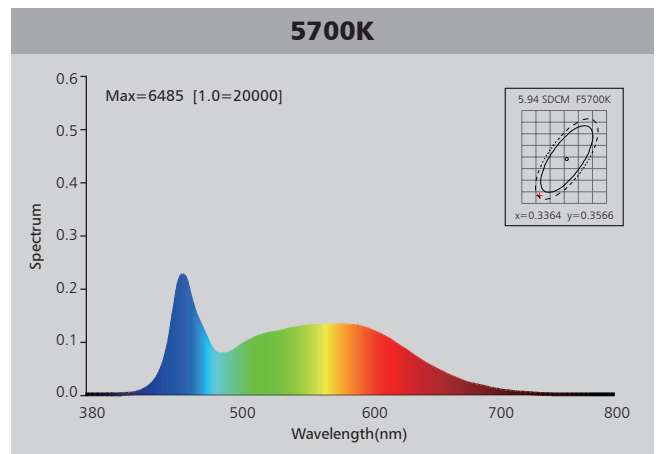
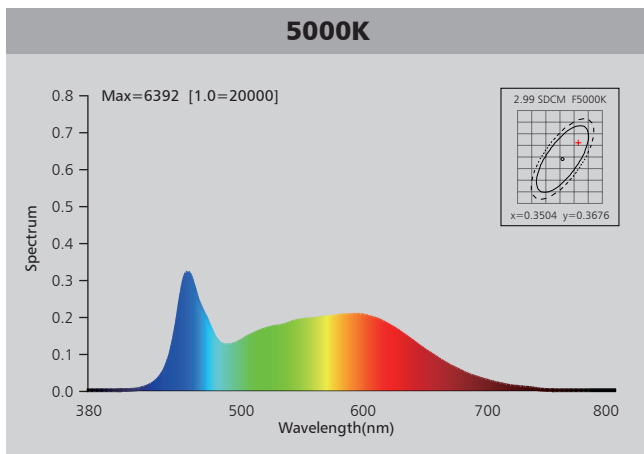
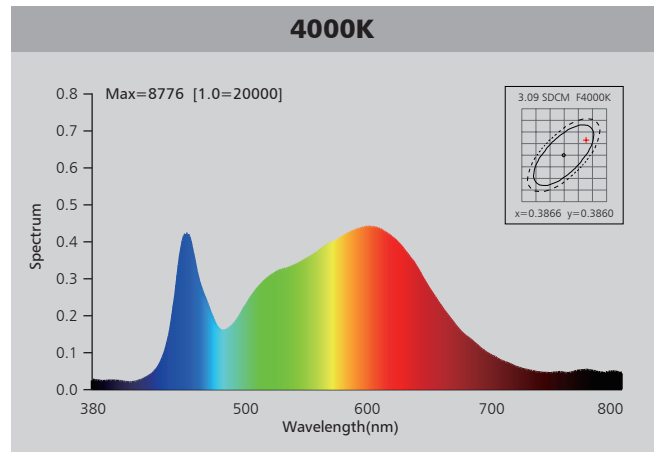
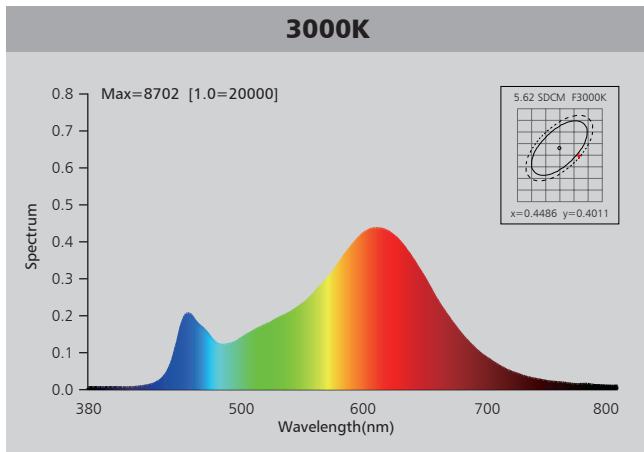
Driver data Sheet

Driver data	DIM	Non-dim
Input rated Voltage	AC230V	AC100-277V
Frequency	50HZ	50/60Hz
Input Voltage	AC200-240V	AC90-305V
Efficiency	≥83%	≥87%
Total load Wattage	25W±5%	25W±5%
Power Factor	≥0.9	≥0.9
Rated input current	≤0.14A	≤0.28A
Full load output Voltage	65-75V	65-75V
Rated output current	300mA	340mA
Output current range	300mA±5%	340mA±5%
Power tolerance	±5%	±5%
Current output tolerance	±5%	±5%
Dimming range	8%-100%	—
Dimmer	Triac dimmers	—
Short circuit protection	PASS	PASS
Over voltage protection	PASS	PASS
Over temperature protection	PASS	PASS
THD	≤20% @ 230V	≤20% @ 230V
Withstand voltage	—	—

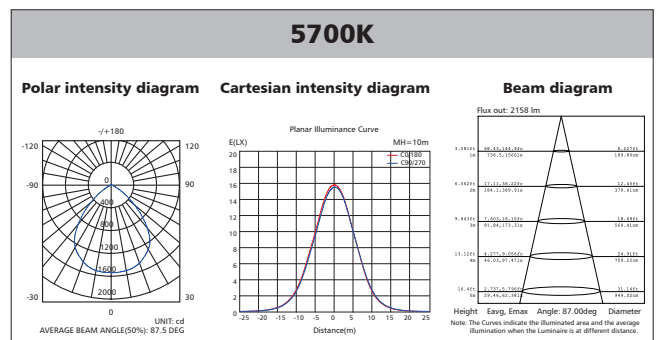
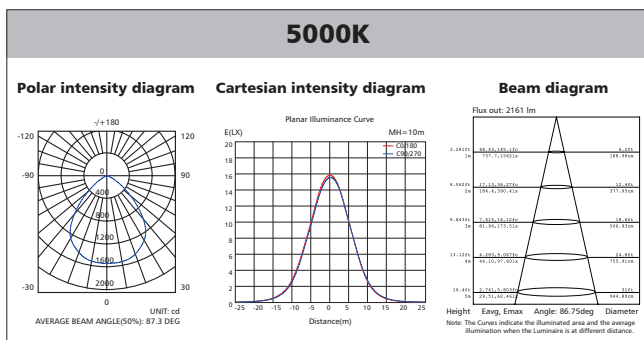
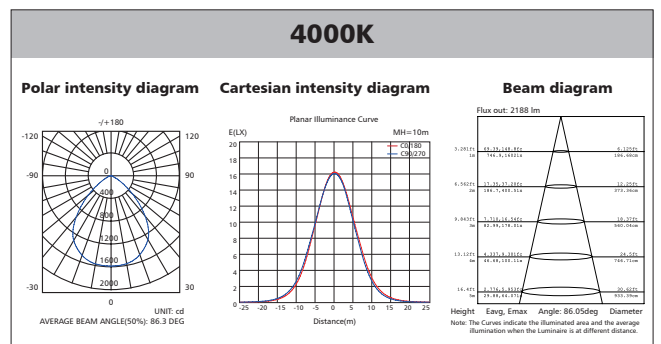
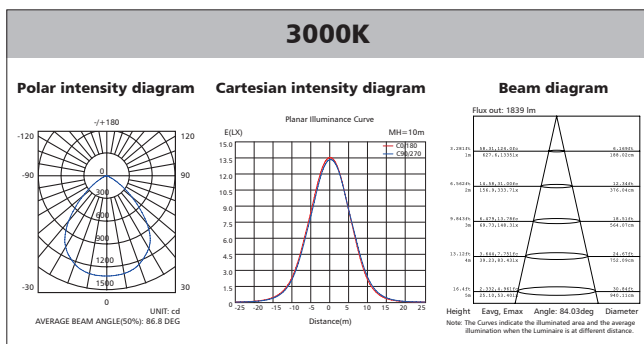
Fixture Compatibility

Rated Wattage	Electrical Classification	Ingress Protection	Operating Temp	Operating Humidity	Storage Temp
25W	I	IP54	-20°C~45°C	0~90%	-20°C~65°C

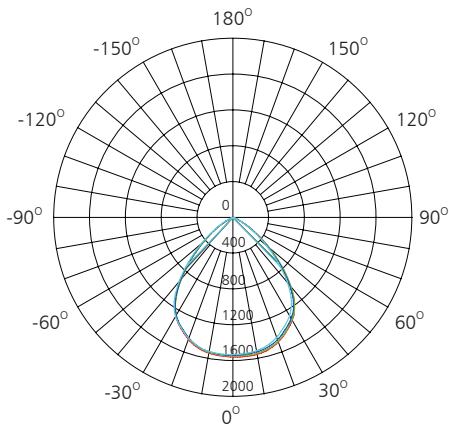
Spectral Distribution



Photometric Diagram



Polar Diagram Comparison



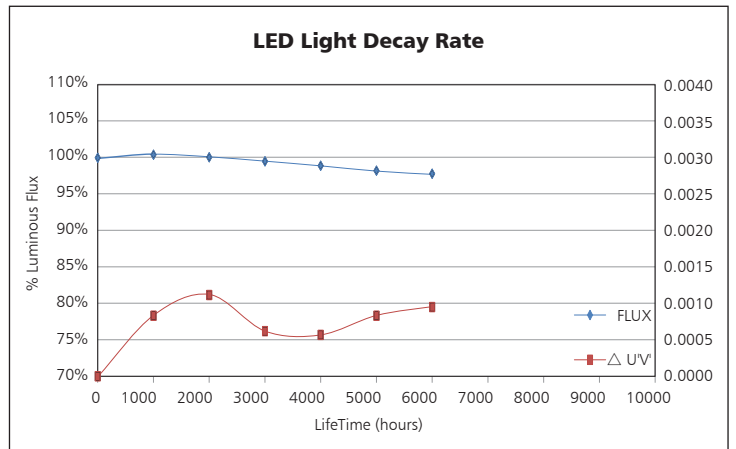
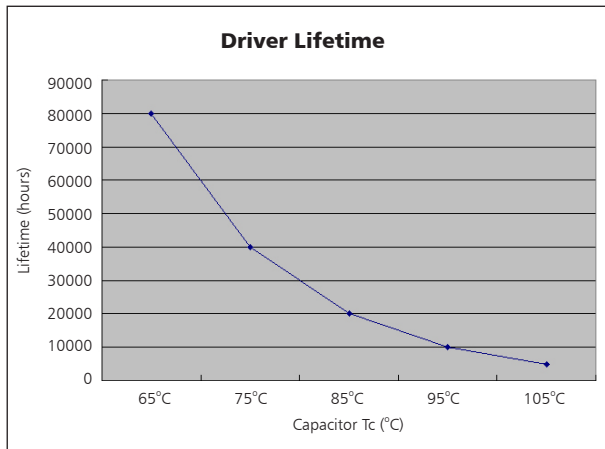
UNIT: cd

- C0/180, 87.3 deg
- C30/210, 87.4 deg
- C60/240, 87.6 deg
- C90/270, 87.6 deg



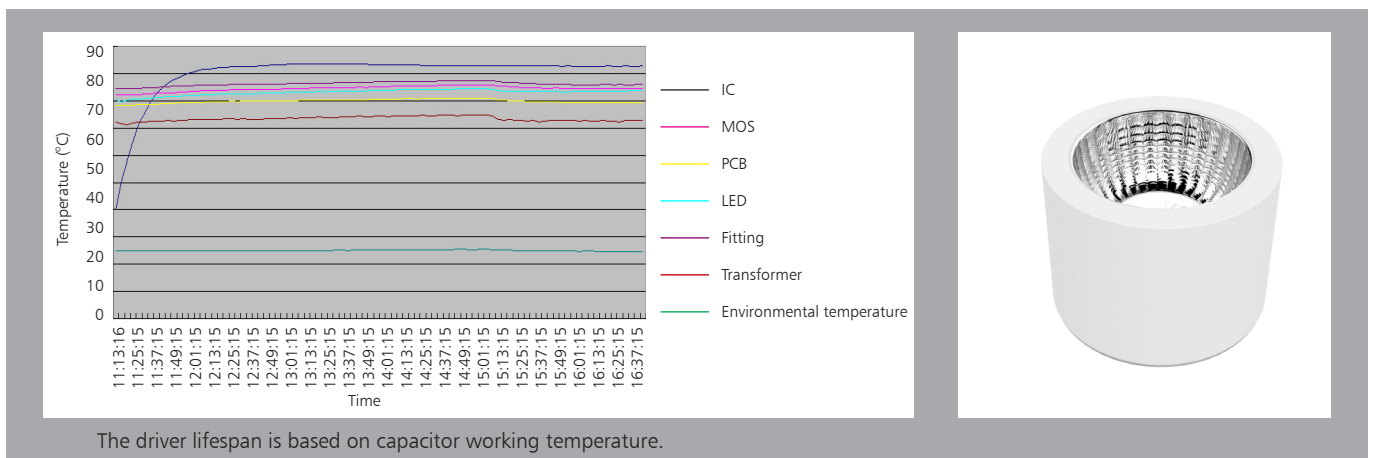
AVERAGE BEAM ANGLE (50%): 87.5DEG

Driver lifetime & LED light decay rate



Temperature

- The testing is operated at 25°C
- The lifetime of capacitor, minimum of 5,000 hours if operated at 105°C, will be doubled whenever the temperature drops 10°C
- The highest withstand temperature of IC, MOS could be 120°C
- The highest withstand temperature of LED junction temperature is 150°C



The driver lifespan is based on capacitor working temperature.

Installation

1. Take out the fitting and accessories.

2. Separate the bracket from the fitting.

3. Knock the plastic anchor into ceiling, fix bracket with screw into the ceiling.

4. Connect the mains to the terminal in the bracket.

5. a. Connect the ground wire of lamp to the terminal block on surface bracket.
b. Plug the male and female connector.

6. After proper alignment and adjustment between lamp and bracket, then rotate the lamp anticlockwise until it is stuck firmly by bracket.

Select the CCT (only for 3-CCT version)

— L = SWITCHED
— N = NEUTRAL
— ⊕ = GROUND

Packaging Information

	SIZE(CM)	N.W/pc (KGS)	G.W.(KGS)	Q'TY(PCs)
Carton	51.5*51.5*50.5	0.8	12.5	12

	CTNS	Q'TY(PCs)	VOLUME(CBM)
20" standard container	205	2460	28
40" standard container	410	4920	56

