


Technical Application
Guide for
LED Panel Light
PL30120-35W-A
PL30120-35W-A-D

Introduction



Featuring louver reflectors design technology, PL-A panel light offers the ideal combination of stylish design and optimum performance for both task and general lighting. Ensures optimum light distribution and full glare control in compliance with the latest office-lighting (UGR<13).

Features:

1. LED panel light back lit with louver reflectors design.
2. Lumen output: 4000Lm@4000K CRI 80.
3. luminous efficacy: 115 lm/w.
4. Ideal replacement for traditional 3x24W HO T5 and 3x18W T8 fluorescent louver luminaires, and side lit LED panel light .
5. Installation: Suspended / Recessed.
6. UGR<13.

Application notes

- IP40 for indoor use only
- Professional electrician for installation only
- Switch off before installation
- Do not touch when in use
- Keep away from hot steam and corrosive gas

Application Areas

Office & school lighting: office, meeting room, class room etc. Commercial lighting: shopping mall, super market, retailer shops etc. Other situations: hospital, laboratory, dust-free workshop etc.

Certificates

CE **RoHS** **SAA**



Product Information



Technical Specifications

Model	Voltage	Power	Power Factor	Lumen (±5%)	CCT	Beam angle	Lifespan	CRI	Dimmable	Dimension
PL30120-35W-A	AC230V	35W	≥0.9	3570	3000K	90°	50000h	≥80	No	1195*295*28mm
				3850	4000K					
				3955	5000K					
				3920	5700K					
PL30120-35W-A-D	AC230V	35W	≥0.9	3465	3000K	90°	50000h	≥80	Yes	1195*295*28mm
				3735	4000K					
				3840	5000K					
				3805	5700K					

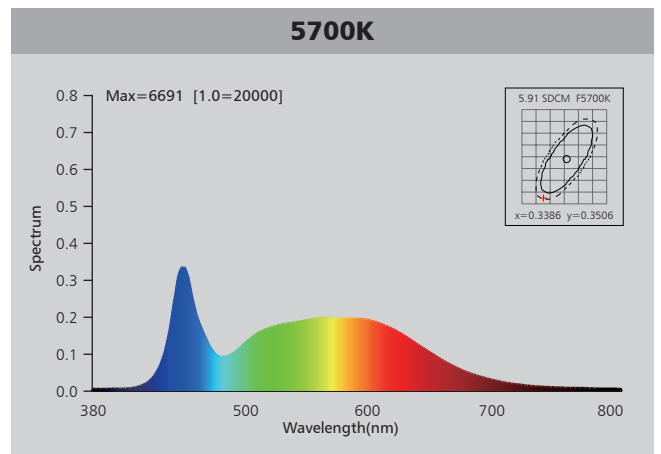
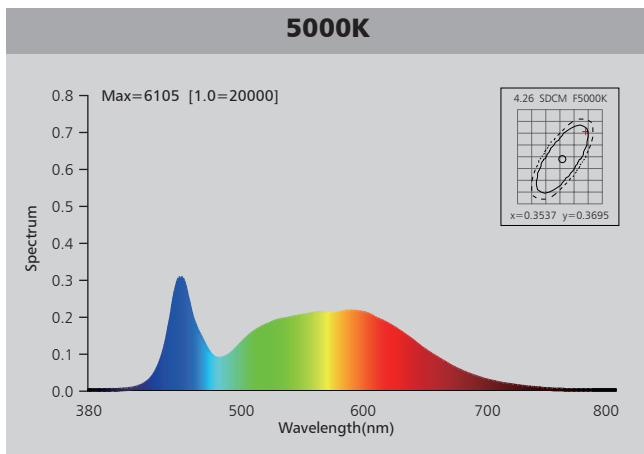
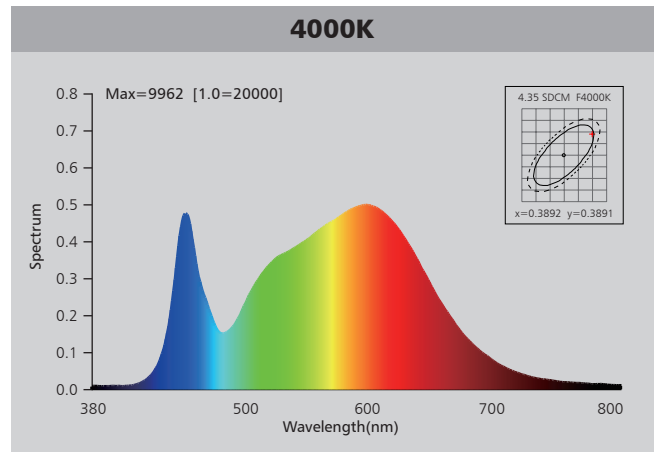
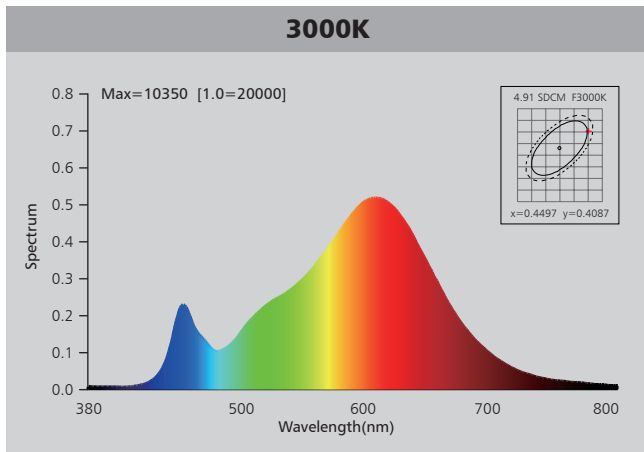
Driver data Sheet

Driver data	DIM	Non-dim
Input rated Voltage	AC230V	AC230V
Frequency	50Hz	50Hz
Input Voltage	AC200-240V	A220-240V
Efficiency	≥84%	≥86%
Total load Wattage	35W±5%	35W±5%
Power Factor	≥0.9	≥0.9
Rated input current	≤0.2A	≤0.2A
Full load output Voltage	DC23-40V	DC28-40V
Rated output current	800mA	850mA
Output current range	800mA±5%	850mA±5%
Power tolerance	±5%	±5%
Current output tolerance	±5%	±5%
Dimming range	8%-100%	—
Dimmer	Triac dimmers	—
Short circuit protection	PASS	PASS
Over voltage protection	PASS	PASS
Over temperature protection	PASS	PASS
Withstand voltage	AC3750V	AC3750V

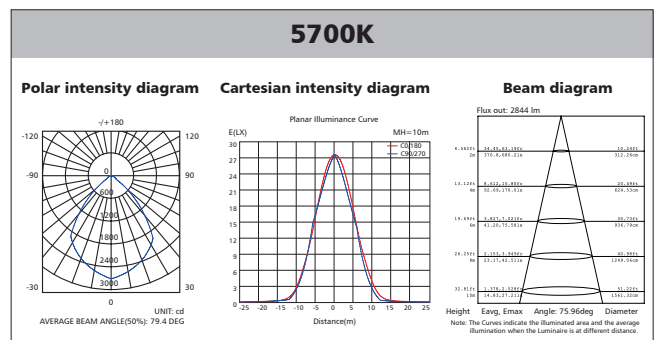
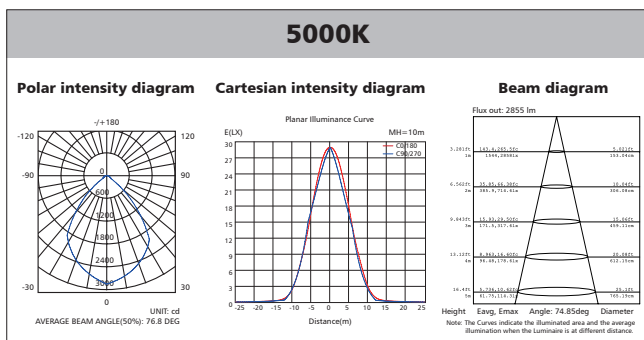
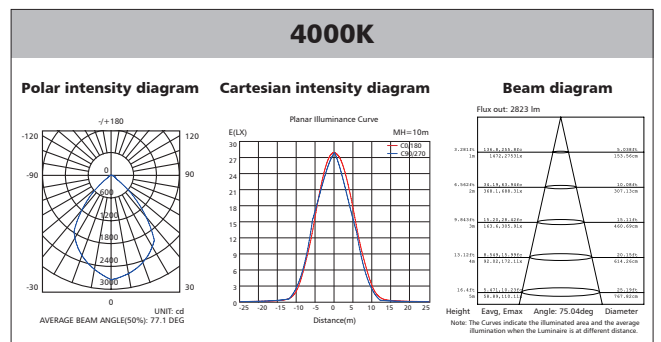
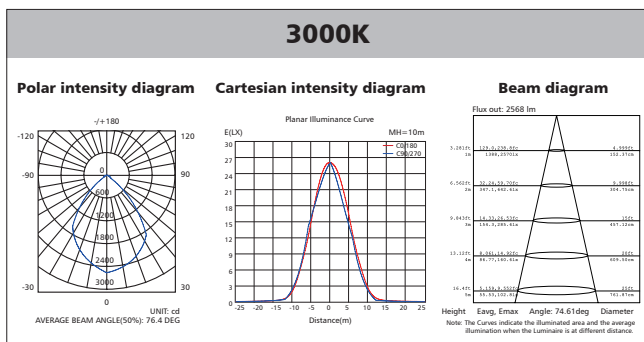
Fixture Compatibility

Rated Wattage	Electrical Classification	Ingress Protection	Operating Temp	Operating Humidity	Storage Temp
35W	II	IP40	-20°C~45°C	0~90%	-20°C~65°C

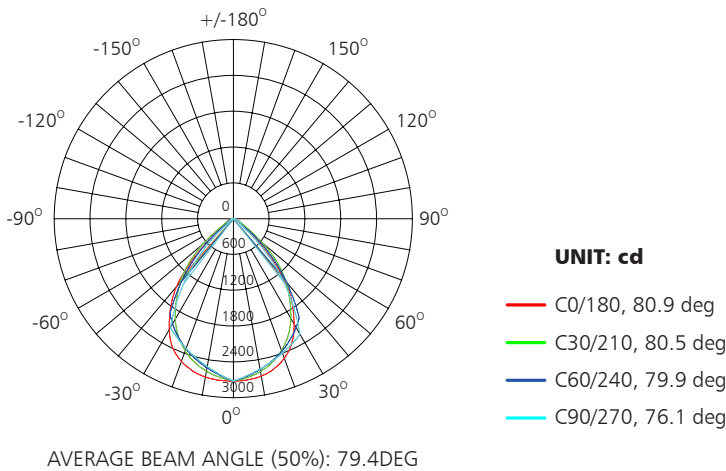
Spectral Distribution



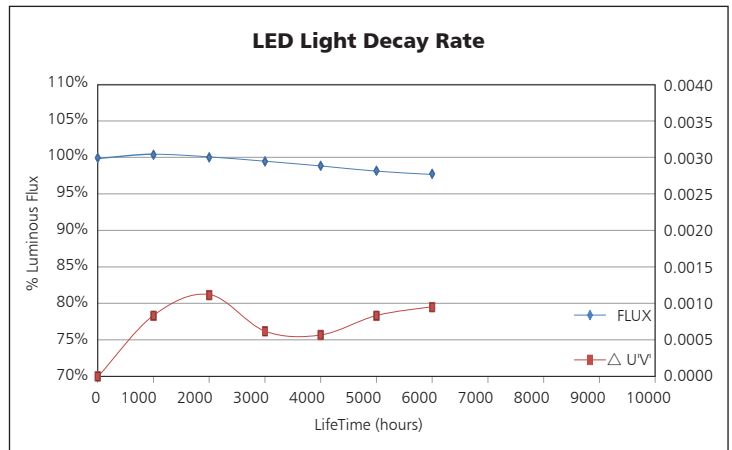
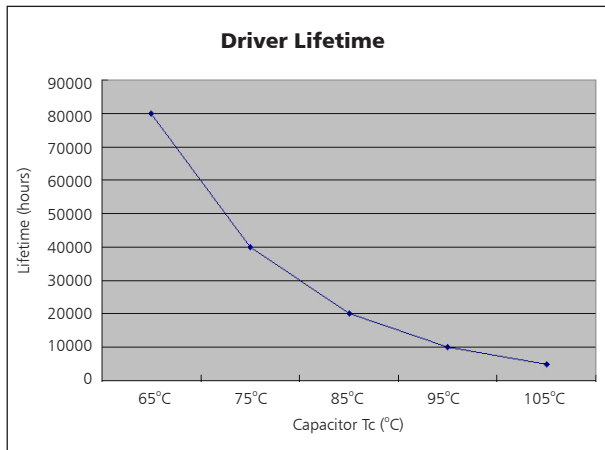
Photometric Diagram



Polar Diagram Comparison

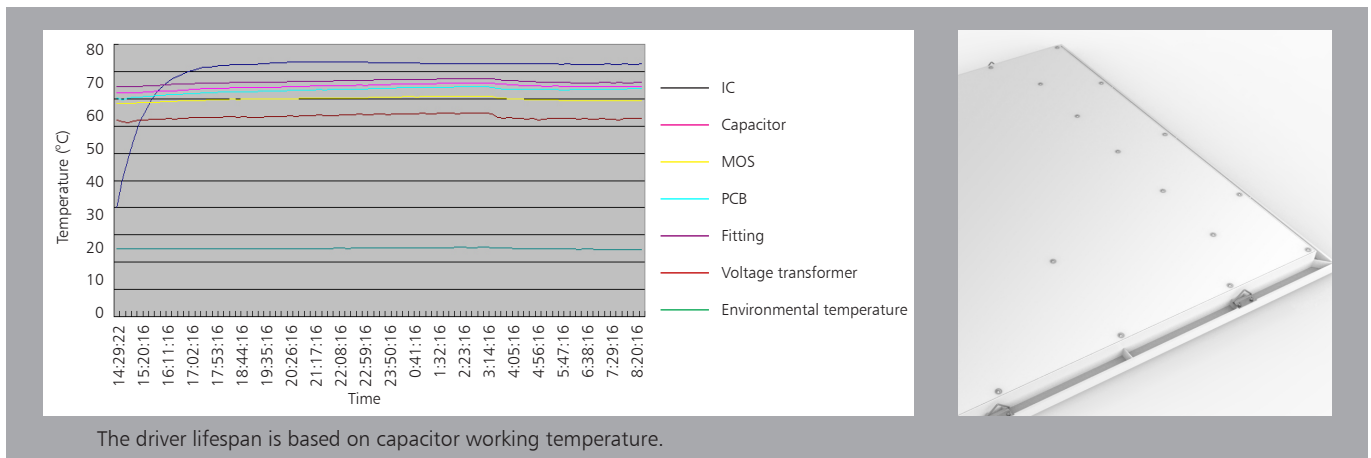


Driver lifetime & LED light decay rate



Temperature

- The testing is operated at 25°C
- The lifetime of capacitor, minimum of 5,000 hours if operated at 105°C, will be doubled whenever the temperature drops 10°C
- The highest withstand temperature of IC, MOS could be 120°C
- The highest withstand temperature of LED junction temperature is 150°C



Installation

1. Recessed into ceiling

	<p>1. Remove ceiling plaster slab.</p>		<p>2. Connect the main AC wire L, N to the terminal of driver respectively. Connect the DC plug between driver and panel light.</p>
	<p>3. Fix the panel light to the plaster ceiling firmly.</p>		<p>4. Installation complete, turn on the power.</p>

2. Suspending

	<p>1. Knock the plastic anchor into ceiling.</p>		<p>2. Fix part A with tapping screw to ceiling, Wire rope goes through part B, and then screw B into A.</p>
	<p>3. Hanging the panel light to the suspending wires, connect the DC plug between driver and panel light.</p>		<p>4. Connect the main AC wire L, N to the terminal of driver respectively.</p>

Packaging Information

	SIZE(CM)	N.W/pc (KGS)	G.W.(KGS)	Q'TY(PCS)
Carton	132*38*38	3	18	5

	CTNS	Q'TY(PCS)	VOLUME(CBM)
20" standard container	146	730	28
40" standard container	292	1460	56

